




Self-Seating Guides & Holders


Outstanding Features of Self-Seating Guides

- Permits heavier pressure to the saw blade, thereby providing faster cutting.
- Does away with destroying and flaring the saw blade from the rear making circular cutting easier.
- Longer life of saw blade. The blade will not have to be discarded before saw teeth are worn.
- Close support immediately above and below the work.
- Better vision, as the simplicity of the guides allows compact design requiring little space.
- Quick and easy change for various width saw blades.

SINGLE PIECE GUIDES & HOLDERS




For 1/8" - 1/2" blades




For 5/8" - 1" blades

Single & 3 piece guides are available in hard aluminum bronze & tungsten carbide

3 PIECE GUIDES & HOLDERS



For 1/8" - 1/2" Blades



For 5/8" - 1" Blades

3 piece guides allow for various blade thicknesses

ROLLER GUIDE ASSEMBLY For 6V-36 Band Saws Only



5/8" - 1" upper and lower

- Recommended for use in high speed production sawing where extreme accuracy is not required
- Side Rollers Available for 1/4", 3/8", 1/2" blades