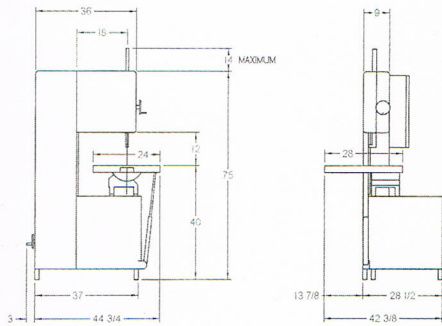
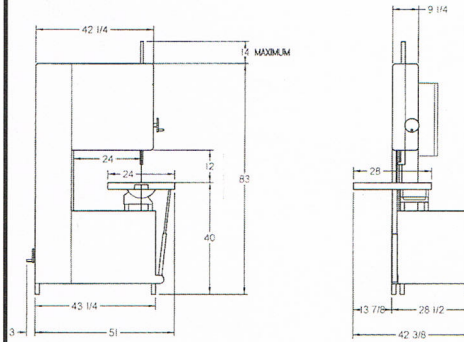


GROB 4V-18, -24, -36

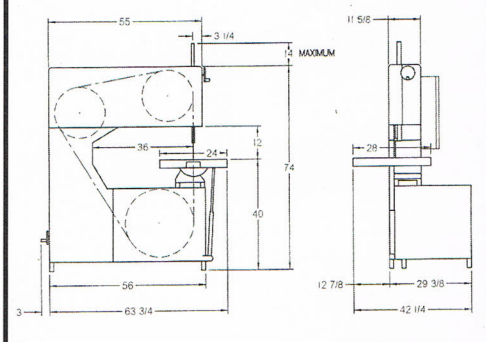
4V-18 Band Saw



4V-24 Band Saw



4V-36 Band Saw



Standard Equipment:

- 3 hp. 230/460 Volt Motor
- Infinitely Variable Speed 40-5000 F.P.M.
- Speed Indicator
- Balanced Cast Aluminum Saw Pulleys, Ball Bearing Mounted, Oil Resistant Rubber Facing
- Heavy Cast Iron Table
 - Tilt 45° down right, Tilt 5° down left
- (6) 12" Ig. Table Extensions (4V-36 only)
- 3/8" - 1/2" Single Pc. Saw Guides

Optional Equipment:

- Air Hydraulic Feed
- Air Chip Blower
- Miter Gauge
- Flood & Mist Coolant
- Circular Cutting Attachment
- 20" Work Height Available (4V-18 & 24 only)
- Butt Welder
- Rip Fence
- Work Light
- Magnifying Glass

GROB 6V -36

Standard Equipment:

- 15 H.P. Brakemotor
- Six speed Gear box
- Infinitely Variable Drive 25-15,000 F.P.M.
- Air Hydraulic Feed
- Wheel Brakes
- Heavy Cast Iron Table
- Speed Indicator
- Work Light
- Saw Guides for Hot and Cold Sawing
- 36-5/8 Diameter Vulcanized Pulleys

Optional Equipment:

- Butt Welder
- Rip Fence
- Magnifying Glass
- Flood & Mist Coolant
- Air Chip Blower
- Miter Gauge
- Circular Cutting Attachment
- Special workheight - 30" (others available)

6V-36 Band Saw

